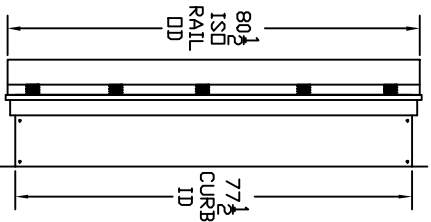
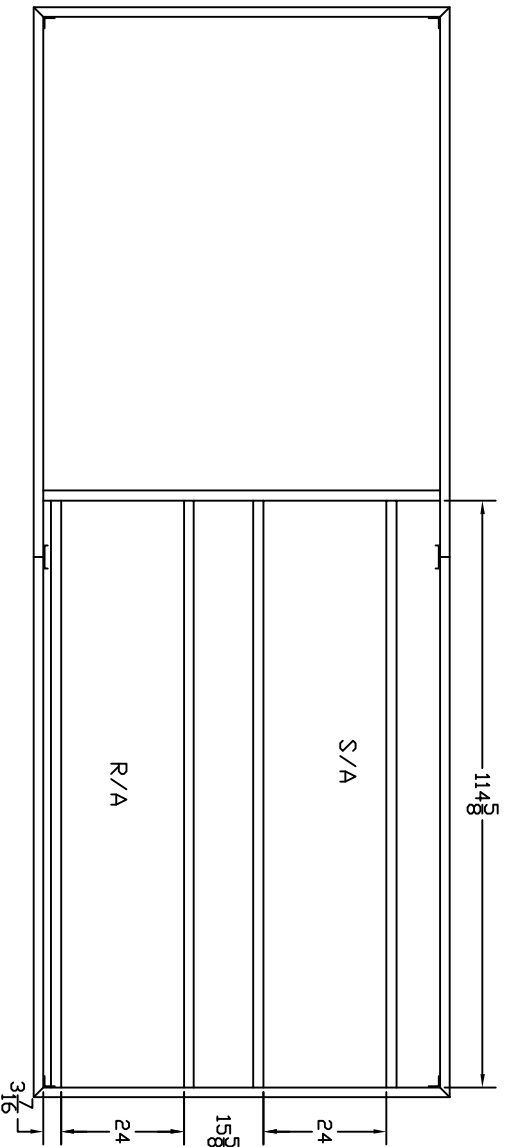
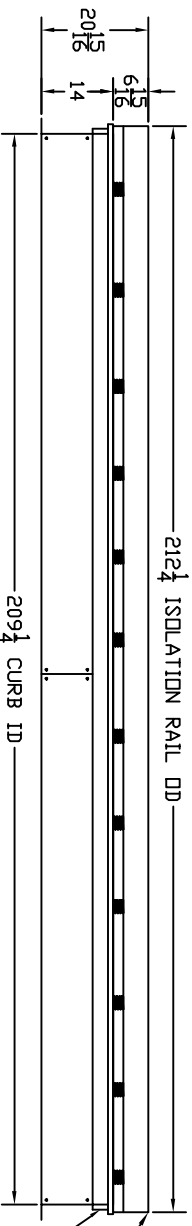


# SUBMITTAL

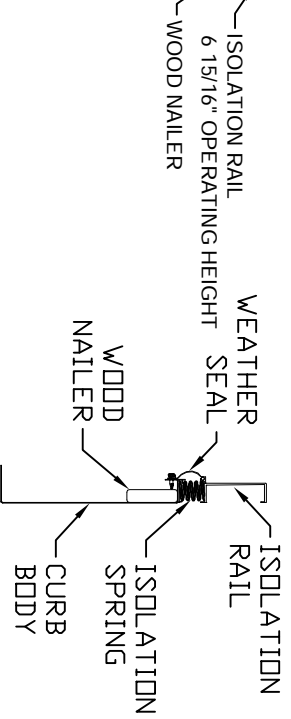
TOP VIEW



RIGHT VIEW



FRONT VIEW



FEATURES:

1. ROOF CURB AND ISOLATION SHIPPED ASSEMBLED
2. ISOLATION RAIL FABRICATED OF ALUMINUM EXTRUSION
3. CURB FABRICATED OF HEAVY GAUGE GALVANIZED STEEL
4. MITERED CORNERS
5. FULL PERIMETER WOOD NAILER
6. FULL PERIMETER WEATHER SEAL
7. DUCT SUPPORT INCLUDED
8. CANVAS DUCT NOT INCLUDED

CARRIER : 48A3050  
ISOLATION CURB W/2" DEFLECTION

Approved: \_\_\_\_\_

Date: \_\_\_\_\_

THE INFORMATION CONTAINED IN THIS DOCUMENT IS PROPRIETARY TO CAMBRIDGEPORT AIR SYSTEMS. THIS DOCUMENT MAY NOT BE ISSUED TO ANOTHER PARTY WITHOUT PRIOR WRITTEN CONSENT AND AUTHORIZATION. CAMBRIDGEPORT AIR SYSTEMS, ALL RIGHTS RESERVED.  
TOLERANCES DECIMALS: .000 = +/- .063, .00 = +/- .063, .0 = +/- .063 ANGLES: +/- 1 DEG FRACTIONS: +/- 1/16"

<b>Cambridgeport</b> <sup>TM</sup>	
HVAC Accessories & Engineered Systems 1-800-648-2872	
DESCRIPTION	CURB, ISOLATION, CARRIER, 6A
CUSTOMER/JOB NAME	SUBMITTAL
JOB#	DATE
SCALE	PAGE
DRAWN BY	DWG #
CHECKED BY	CENS #
	1006407