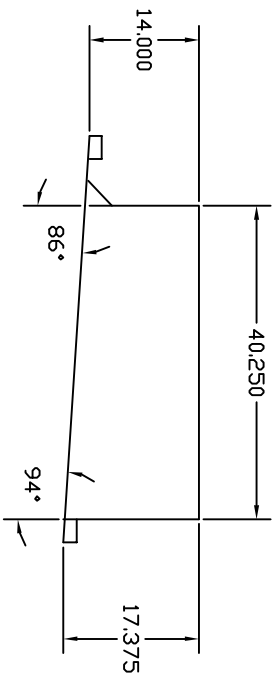
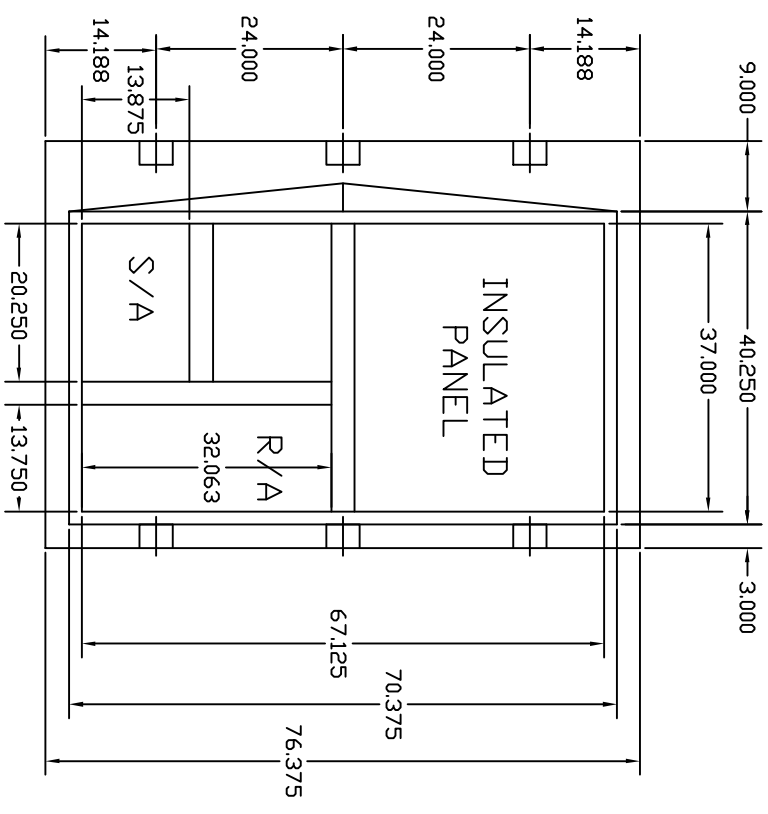
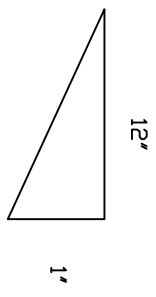


NOTES:

- FOR METAL:
- 1) REMOVE ALL BURRS AND SHARP EDGES.
- 2) ALL DIMENSIONS ARE OUTSIDE DIMENSIONS (O.D.D)
- 3) DIMENSIONS ARE IN INCHES UNLESS OTHERWISE NOTED.
- FOR WOOD:
- 4) DIMENSIONS ARE IN INCHES UNLESS OTHERWISE NOTED.
- 5) TOLERANCES FOR WOOD:
- HOLE SIZE: $\pm .125$ LENGTH: $+.000 - .250$

REVISIONS					
REV	ECN #	DESCRIPTION	APP	CHKD	DATE

16 GA. GALV. WELDED ONE PIECE CONSTRUCTION
 1 1/2" - 3# DENSITY FIBERGLASS INSULATION
 WATER DIVERTER ANGLE
 MATED WITH STANDING SEAM ROOF PANEL



THE INFORMATION CONTAINED IN THIS DOCUMENT IS PROPRIETARY TO CAMBRIDGEPORT AIR SYSTEMS. THIS DOCUMENT MAY NOT BE ISSUED TO ANOTHER PARTY WITHOUT PRIOR WRITTEN CONSENT AND AUTHORIZATION. CAMBRIDGEPORT AND THE CAMBRIDGEPORT LOGO ARE REGISTERED TRADEMARKS OF CAMBRIDGEPORT AIR SYSTEMS. ALL RIGHTS RESERVED.

TOLERANCES DECIMALS: .000 = +/- .031, .00 = +/- .063, .0 = +/- .125 ANGLES: +/- 1 DEG FRACTIONS: +/- 1/16"

Cambridgeport™
 HVAC Accessories & Engineered Systems
 1-800-648-2872

DESCRIPTION		1A	
SLOPED METAL ROOF CURB			
CUSTOMER/JOB NAME		DATE	03/17/05
JOB#		PAGE	
SCALE		DWG #	1006501
DRAWN BY	RTD		
CHECKED BY			